

160 Hours | \$ 12,000\*

## SnapLogic Expert Guidance

Create an Enterprise-grade Cloud Data Integration Solution, on SnapLogic

Enable your IT team to quickly leverage SnapLogic environment and gain exposure on industry standards for building impactful end-to-end Analytical solutions.




### KEY

## ACTIVITIES





- Staged interviews to identify engagement objectives
- Advisory services focusing on
  - Technical Know-hows
  - Best practices
  - Pipeline Logic correction
  - Multi - Source integration
  - Plex configuration
  - Data quality assurance
- On-demand support

### VALUE

## LEVERS

-  On-demand expert assistance
-  Achieve up to 25% effort reduction using our knowledge assets like Standard Design Templates and Reference Architecture
-  Data quality assurance using Plug & Play validation modules

## ENGAGEMENT OUTCOME

-  Enhanced knowledge on Data Integration
-  Enable Self-Service scalability
-  Exposure to Technology Solutioning
-  Faster Learning Curve

### CUSTOMER

## CONTRIBUTION

- Facilitate stakeholder availability
- Provide customer approvals for Sign-offs
- Provision 12-hrs TAT from request initiation for On-Demand Expert Assistance
- Access to SnapLogic environment

\*Conditions applicable based on pre-requisites on customer contribution & expected time of coverage will be until 11 AM UST hours.